



Cookie Exchange & Troop to Troop Transfers

Need more cookies but don't want a full case? Have cookies left over from your booth sales?


To let other troops know of your requirement/excess packages, use eBudde's Cookie Exchange!

- Post the extra packages you have by completing the top row. Select . This will post your extras for other troops to see. You can edit at any time by changing the number in a variety and selecting Submit again. Keep it current so other troops know what you have.
- Need a specific variety? Select the drop-down arrow to the left of the variety and you can email a troop who has the extras you need. NOTE: This list shows troops in the whole Council and indicates their Service Unit in the last column. If you do not know where a Service Unit is located, use the Zip Code Reference page in the Help Center under the Cookie Exchange & Transfers section to help you find troops near you. You can email that Cookie Manager directly to arrange a pickup.

COOKIE EXCHANGE
Have packages of cookies to exchange with other Troops? Use the form below to post what packages you have to the exchange.
The numbers in the form always reflect your last update so after you've given away some packages please come back here to update your offerings!

Did you give away ALL of your packages? Fantastic! If you would like to opt out simply 

Adventurefuls	Lemon-Ups	Trefoils	Do-Si-Dos	Samoas	Tagalongs	Thin Mints	S'mores	Toffee-Tastic
<input type="text" value="0"/>	<input type="text" value="9"/>	<input type="text" value="3"/>	<input type="text" value="5"/>	<input type="text" value="0"/>	<input type="text" value="4"/>	<input type="text" value="6"/>	<input type="text" value="5"/>	<input type="text" value="2"/>

Inc. my phone number



Looking for cookies? Use the information below to find cookies and request an exchange. Cookie totals may have changed since at volunteer last posted.
For current availability please contact the troop leader.

	ADVENTUREFULS	Total: 3
	LEMON-UPS	Total: 5
	TREFOILS	Total: 4
	DO-SI-DOS	Total: 3
	SAMOAS	Total: 0
	TAGALONGS	Total: 5
09/23/22 Troop: 22716 Tags: 5 Molly thinmints@gsneo.org (440)670-7544 716 - Olmsted F...		
	THIN MINTS	Total: 4
	S'MORES	Total: 2
	TOFFEE-TASTIC	Total: 8

Troop Cookie Managers can select to include their phone number with the troop's cookie exchange listing. This number is pulled from the cell phone line on the Contacts tab.

Remember that there must be a transfer in eBudde when troops exchange cookies. This way the troop/girl that has the customer receives credit and profit for the cookies. DO NOT PAY CASH to another troop if you pick up cookies. The eBudde transaction should be done by the troop giving away the cookies.

After selecting the Transactions tab, select  on the right.

1. Select Troop from the  and it will open a new box.
2. Enter the accepting troop's 5-digit number.
3. Select Remove Product (you are removing from your troop and adding to theirs).
4. Enter number of cases and/or packages given to the other troop.
5. Click Save to complete the transaction
6. You will see the negative number under Packages Received on your Sales Report and the gaining troop will now show them on their bill.