

# Alternative 3D Goal Tracker

Girl Scout Cookie™ Activity

Page 1 of 1

Recommended Girl Scouts® grade level: Daisy, Brownie, Junior

Skills girls build with this activity:  Goal Setting



## Not much time to DIY?

Help girls stay on the trot with this quick and easy tracker to gauge their progress against their package goal.

## Supplies:

- One printed easy 3D goal tracker template
- One printed horse head template
- One popsicle stick
- Scissors
- Tape or glue
- Crayons or markers

## Steps

- 1 Print the easy 3D goal tracker template on 8.5"x11" printer paper and color with markers or crayons. Fill in each horseshoe with the correct percentage of packages that get you to your total goal. Fold the sheet in half. Cut out the triangle marks on the edge of the fold.



- 2 Fold the sheet again at both fold marks at the bottom to create the base. Tape the two small flaps together.



- 3 Print, color and cut out horse head template. Attach horse head shape to the end of the popsicle stick using tape or glue. *Optional: Give the horse head a mane using decorative string or ribbon, attached using tape or glue.*



- 4 Place the horse in the first slot of the tracker when the first package goal has been met.






The GIRL SCOUTS® name and mark, and all associated trademarks and logotypes, are owned by Girl Scouts of the USA. The LITTLE BROWNIE BAKERS® name and mark, and all associated trademarks are owned by Ferrero Int'l, S.A. ®, ™ & © 2020 Ferrero Int'l. WGT\_072420

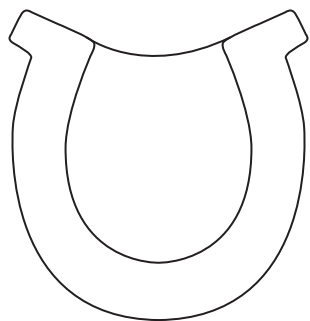
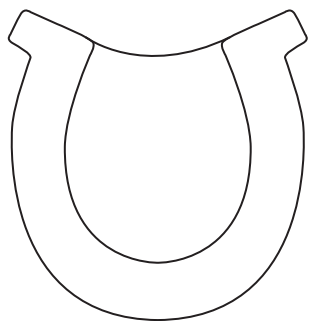
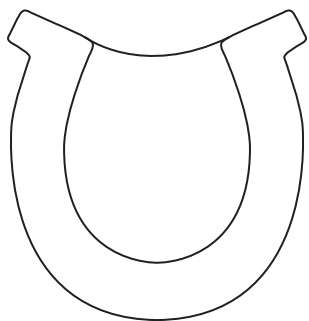
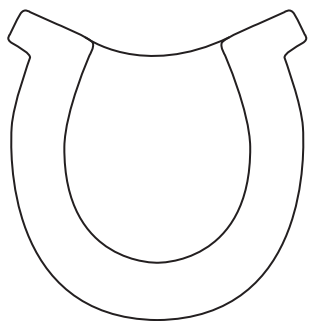
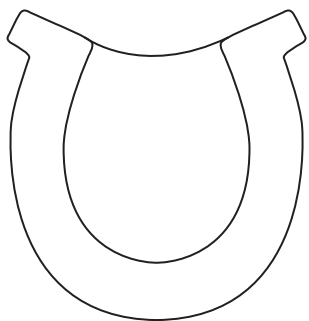
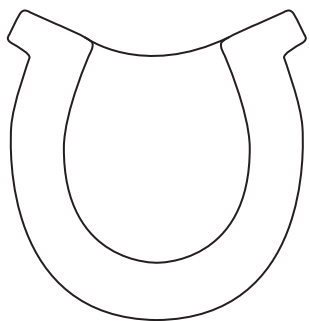
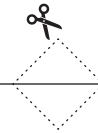
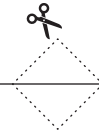
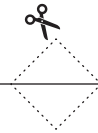
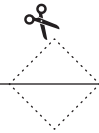
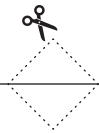
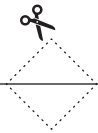
girl scouts  
cookie program

Little Brownie  
BAKERS

# Alternative 3D Goal Tracker Template


## KEY

-  = cut here
-  = fold here
-  = tape here



# Horse Head Template

## KEY

 = cut here

