

# Pony Express Relay

Girl Scout Cookie™ Activity

Page 1 of 2

Recommended Girl Scouts® grade level: Daisy, Brownie, Junior, Cadette, Senior, Ambassador



## Racing to complete orders.

Teach girls about cookie logistics with a Girl Scout Cookie™ pony express! They can practice delivering cookies from the warehouse to their house, and then to customers.

## Supplies:

- Printed pony express relay template
- Printed pony express relay signs template
- Two recycled Girl Scout Cookie™ cases
- Two yard sticks or cardboard craft tubes
- *Tip: Can be a long recycled wrapping paper roll*
- Two cardboard craft tubes
- *Tip: Can be a recycled paper towel roll*
- Assortment of yarn and/or ribbon
- Box cutter or x-acto knife
- Tape or glue
- Scissors
- Crayons or markers
- Four black beads
- Two brown or red pipe cleaners
- Hot glue and hot glue gun

## Steps

- 1 Print out pony express relay signs on 8.5"x11" printer paper. Hang them up in a triangle formation at your rally station where the girls will play this cookie delivery & logistics game. The warehouse is home base.
- 3 Hot glue a short craft tube or recycled paper towel roll inside the horse head to add stability.

- 2 Using scissors, a box cutter, or x-acto knife, cut the empty Girl Scout Cookie™ box into a horse-like shape.



- 4 Hot glue a yard stick or cardboard craft tube to the cookie box horse head for the girl to use as a "saddle"



The GIRL SCOUTS® name and mark, and all associated trademarks and logotypes, are owned by Girl Scouts of the USA. The LITTLE BROWNIE BAKERS® name and mark, and all associated trademarks are owned by Ferequity Inc., an affiliate of Ferrero Int'l, S.A. ©, ™ & © 2020 Ferequity Inc. WGT\_072420

girl scouts  
cookie program

Little Brownie  
BAKERS

# Pony Express Relay

Girl Scout Cookie™ Activity

Page 2 of 2

Recommended Girl Scouts® grade level: Daisy, Brownie, Junior, Cadette, Senior, Ambassador

- 4 Print, color and cut out the pony express relay template. Attach horse eye shape to the cookie case horse head using tape or glue.



- 6 Use yarn and/or ribbon to make a mane for the horse head. Use hot glue to attach.



- 5 Bend a pipe cleaner to look like a mouth and glue it on the short side of the cookie box. Glue on two black beads above the mouth to look like a nose.




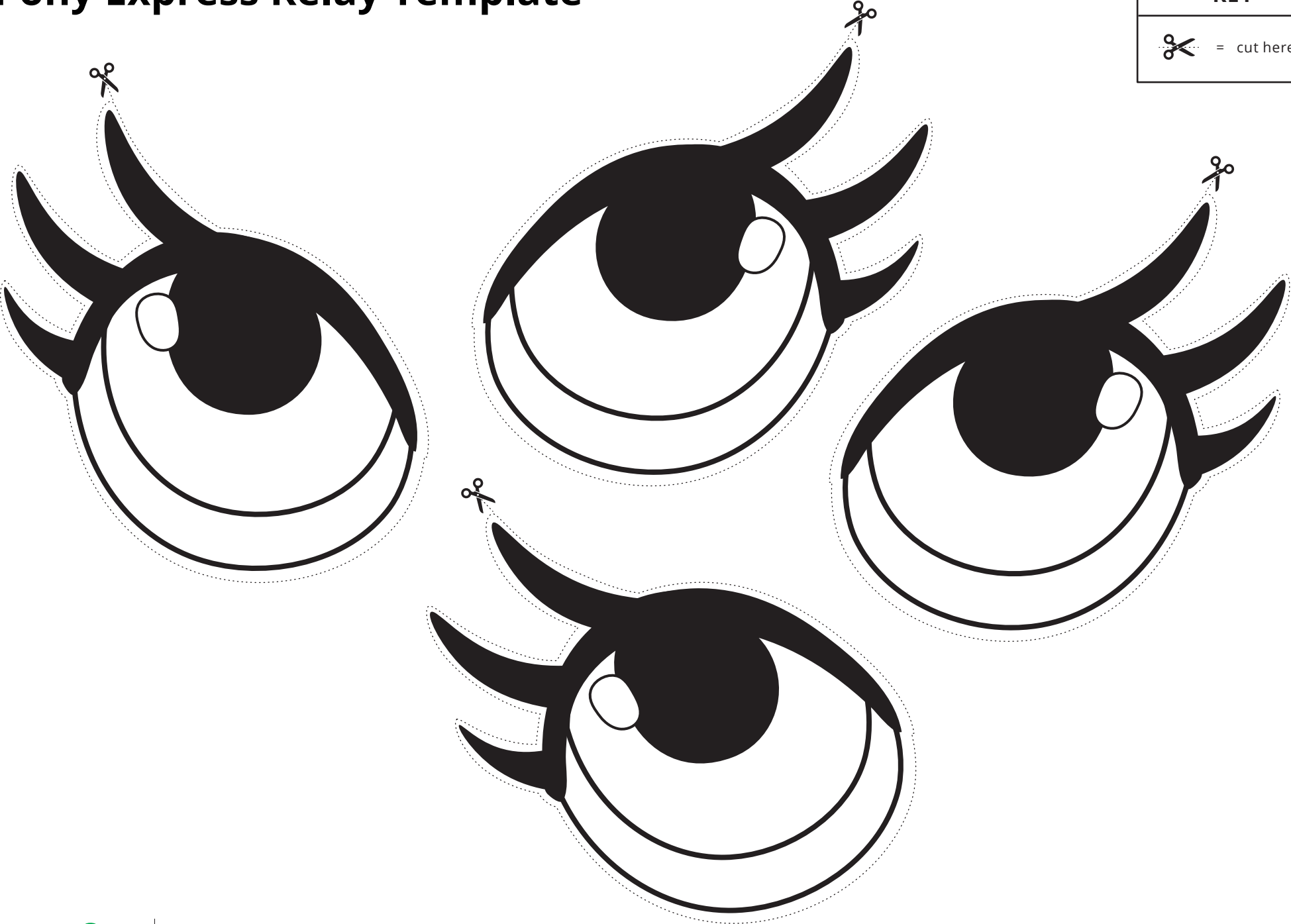
The GIRL SCOUTS® name and mark, and all associated trademarks and logotypes, are owned by Girl Scouts of the USA. The LITTLE BROWNIE BAKERS® name and mark, and all associated trademarks are owned by Ferequity Inc., an affiliate of Ferrero Int'l, S.A. ©, ™ & © 2020 Ferequity Inc. WGT\_072420

girl scouts  
cookie program

Little Brownie  
BAKERS

# Pony Express Relay Template

KEY	
	= cut here






**WAREHOUSE**



# GIRL HOUSE



# CUSTOMER DELIVERY